




**ExplorNet's**

# *Digital Media*

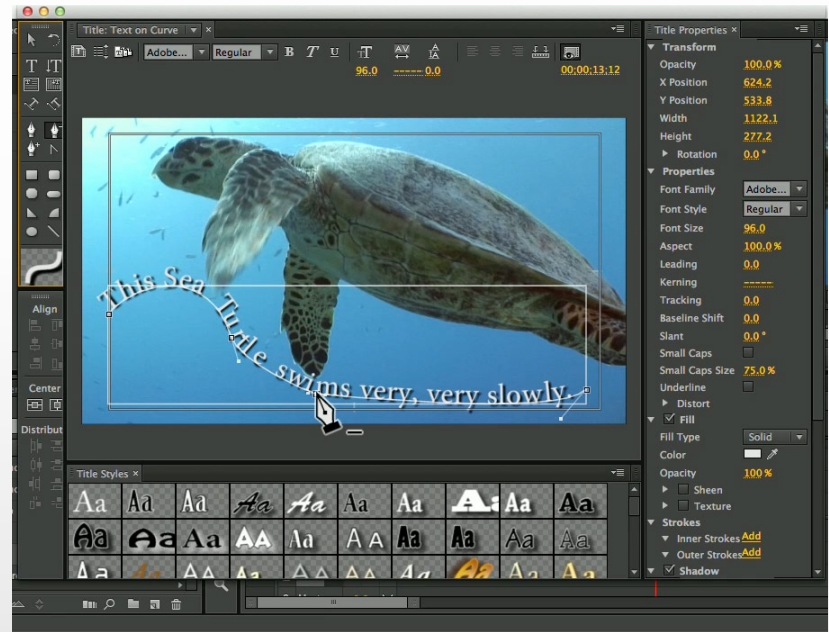


Objective 206.03

Execute advanced production methods to create digital video.

# DM VIDEO TITLES

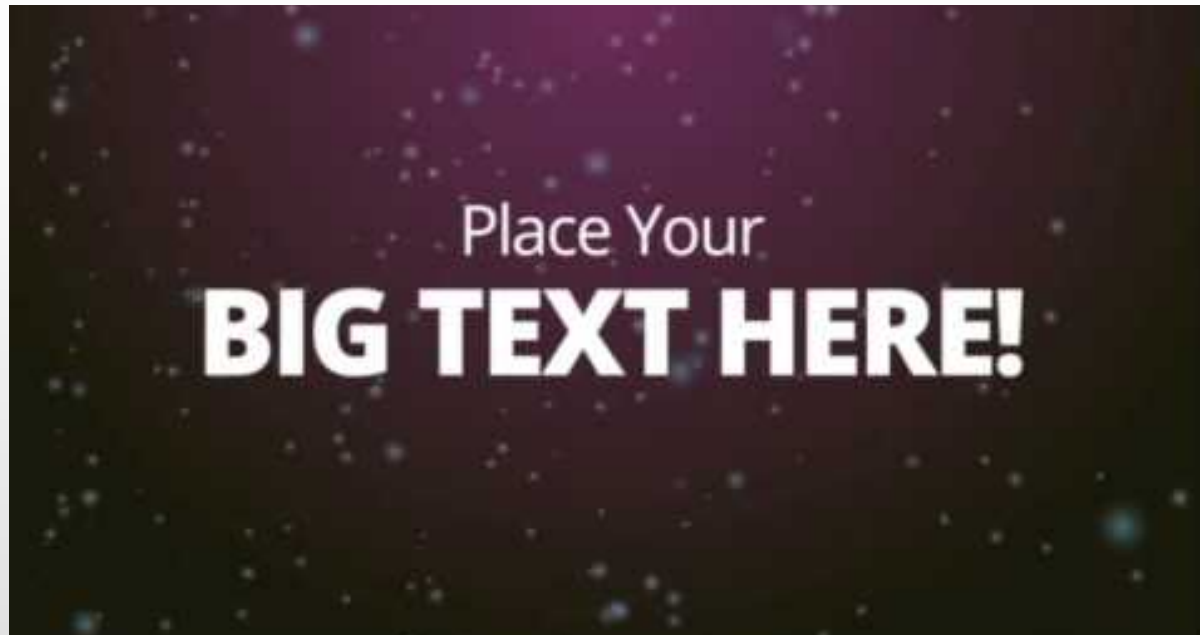
- The Titler is a versatile tool enabling you to create not just titles and credits, but animated graphics and text as well.
- Titles may be placed over video, still images or in separate frames.





# **DM** **STILL TITLE**

- A title (block of text with or without an accompanying graphic) that appears on the screen, remains motionless, and then disappears.



# DM **ROLL TITLE**

- Appears from either the top or the bottom and moves vertically through the field of view and off the other side.



# DM **CRAWL TITLE**

- Appears from either the left or the right and moves horizontally through the field of view and off the other side.





# ***SUPERIMPOSITION TITLE***

- (Super or Lower Third) A title that relays information (their name, position or title, statistics, etc.) usually appears in the lower third of the screen.

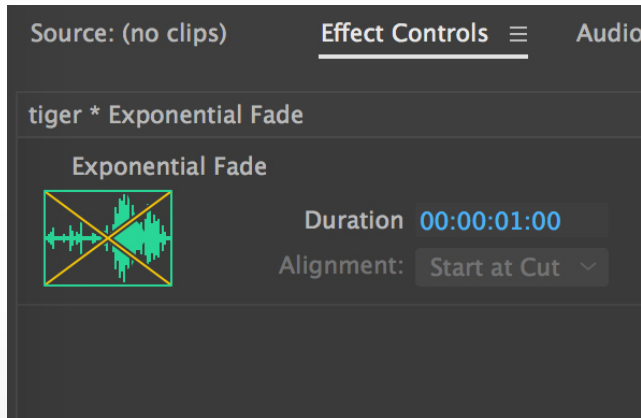




# ***QUESTIONS TO CONSIDER***

- Can you think of examples in movies and TV shows when different titles are used?
- Why is it important to use Lower Thirds to introduce people in interviews?

# DM VIDEO TRANSITIONS



- Changing from one video clip to another in a video production.
- Four basic types of transitions:
  - Cut
  - Dissolve
  - Fade Up or Fade Down
  - Wipe



# DM **CUT TRANSITION**

- An instantaneous transition from one video clip to the next.






# DM

## ***DISSOLVE TRANSITION***

- A gradual blend between one video clip and another.





# ***FADE UP OR FADE DOWN TRANSITION***

- When the screen goes gradually from black or white to a video clip, or gradually from a video clip to a black or white screen.





# ***WIPE TRANSITION***

- When one video clip replaces another by traveling from one side of the frame to the other or through a shape.



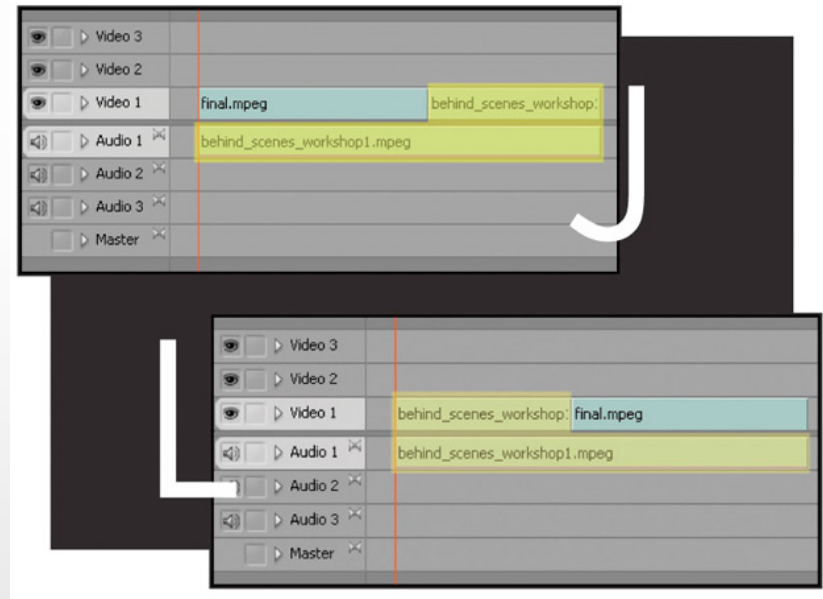


## ***QUESTIONS TO CONSIDER***

- What types of transitions do you most commonly see in movies and shows?
- When are different types of transitions used?

# DM J-CUT/L-CUT

- A J-Cut is when you hear audio from a shot and then see the video. You make the letter J visually in the timeline.
- An L-Cut is when you cut to different video but the audio from that previous shot remains.





## ***QUESTIONS TO CONSIDER***

- How do J & L cuts improve the flow in a scene or between scenes?
- What might a conversation scene look like without these types of cuts?

# DM COMPOSITING

- The combining of visual elements from separate sources into single images, often to create the illusion that all those elements are parts of the same scene.







## ***QUESTIONS TO CONSIDER***

- Do you think most films have all the objects in them during the actual filming of the scene or is compositing used frequently?

# DM LAYERING VIDEO



- You can place one video clip in a small frame over a background video clip that covers the entire screen. This effect is called a picture-in-picture overlay.
- By scaling video clips and layering multiple clips you can create the “Brady Bunch” effect.

# DM MASKING

- Similar to masking in graphics and animation; showing or hiding specific area(s) of a video clip.



# DM CHROMA KEYING



- Recording a video clip in front of a solid color background, then using a video editor to replace the background with another one.
- Also called Green-Screen or Ultra Key.



## ***QUESTIONS TO CONSIDER***

- How do you think green screen technology has changed the way films are made?
- Do you think it's cheaper to film on location or to add the location after filming via green screen?



# **DM** **VIDEO EFFECTS**

- There are a variety of effects that can be applied to video. Many can be used with anchor points to animate the effects occurrence.
- Effect groups include:
  - Blur and Sharpen Effects
  - Color Correction Effects
  - Distort Effects
  - Image Control Effects